

Helping Customers Innovate, Improve & Grow



Features

- Low Phase Noise
- High Stability
- SC-Cut Crystal Standard
- Frequency : 10 MHz

Applications

- Test Equipment
- Frequency Synthesizers
- Position Location
- Satellite Communications

Performance Specifications

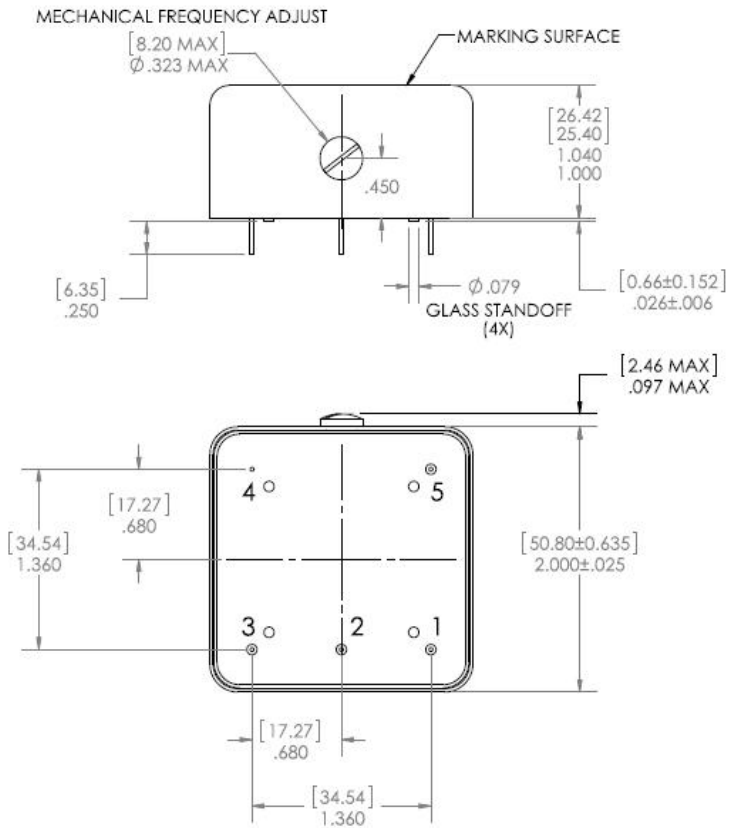
Parameter	Min	Typ	Max	Units	Condition
Frequency Stabilities¹					
vs. operating temperature range (referenced to +25°C)	-3		+3	ppb	0... +70°C
	-5		+5	ppb	-20... +70°C
	-10		+10	ppb	-40... +70°C
Initial Tolerance	-10		+10	ppb	at time of shipment, nominal EFC
vs. supply voltage change	-0.5		+0.5	ppb	Vs ± 5%
vs. load change	-0.5		+0.5	ppb	Load ± 5%
vs. aging / daily	-0.1		+0.1	ppb	after 72 hours of operation
vs. aging / 1 year	-25		+25	ppb	after 72 hours of operation
vs. aging / year (following years)	-10		+10	ppb	
ADEV			5	e-12	1 second TAU
Warm-up Time			5	minutes	to ± 10ppb of final frequency (1 hour reading) @ +25°C
Supply Voltage (Vs)					
Supply voltage (Standard)	11.4	12.0	12.6	VDC	
Supply voltage (Option)	14.25	15.0	15.75	VDC	
Power Consumption			9.0	Watts	during warm-up
			2.0	Watts	steady state @ +25°C

Performance Specifications

Parameter	Min	Typ	Max	Units	Condition
RF Output					
Signal	Sinewave				
Load		50		ohm	
Output Power	+8.0	+10.0	+12.0	dBm	50 ohm load
Harmonics			-30	dBc	50 ohm load
	Mechanical Trim				
	±0.2	±0.3	±0.5	ppm	
Frequency Tuning (EFC)					
Tuning Range	±0.10	±0.2	±0.35	ppm	
Linearity			15	%	
Tuning Slope	Positive				
Control Voltage Range	0.0	+2.0	+4.0	VDC	
Additional Parameters¹					
Phase Noise @10 MHZ		-113 -142 -157 -160 -165 -165	-110 -140 -155 -158 -163 -163	dBc/Hz dBc/Hz dBc/Hz dBc/Hz dBc/Hz dBc/Hz	1 Hz 10 Hz 100 Hz 1 KHz 10 KHz 100 KHz
Weight			100	g	
Absolute Maximum Ratings					
Supply voltage (Vs)			18	V	
Output Load			25	ohm	
Operable temperature range	-55		+85	°C	
Storage temperature range	-55		+125	°C	
Shock					MIL-STD-202, Method 213, Condition J, 30 G, 11ms
Vibration					MIL-STD-202, Method 201 and Method 204, Condition A except 5 G to 500 Hz, 1 sweep
Seal					MIL-STD-202, Method 112, Condition D

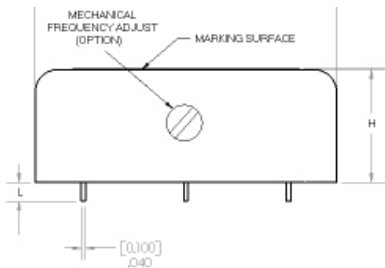
Outline Drawing / Enclosure

Dimensions in [mm] inches



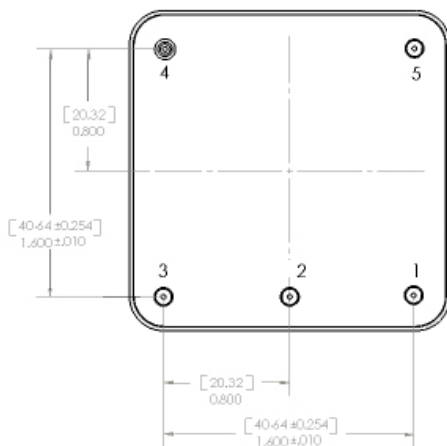
Type A		
Code	Height "H"	Pin Length "L"
0	26.42	6.35

Pin Connections	
1	Electronic Frequency Control (EFC) or N/C
2	No Connect
3	RF Output
4	Ground (Case)
5	Supply Voltage Vs



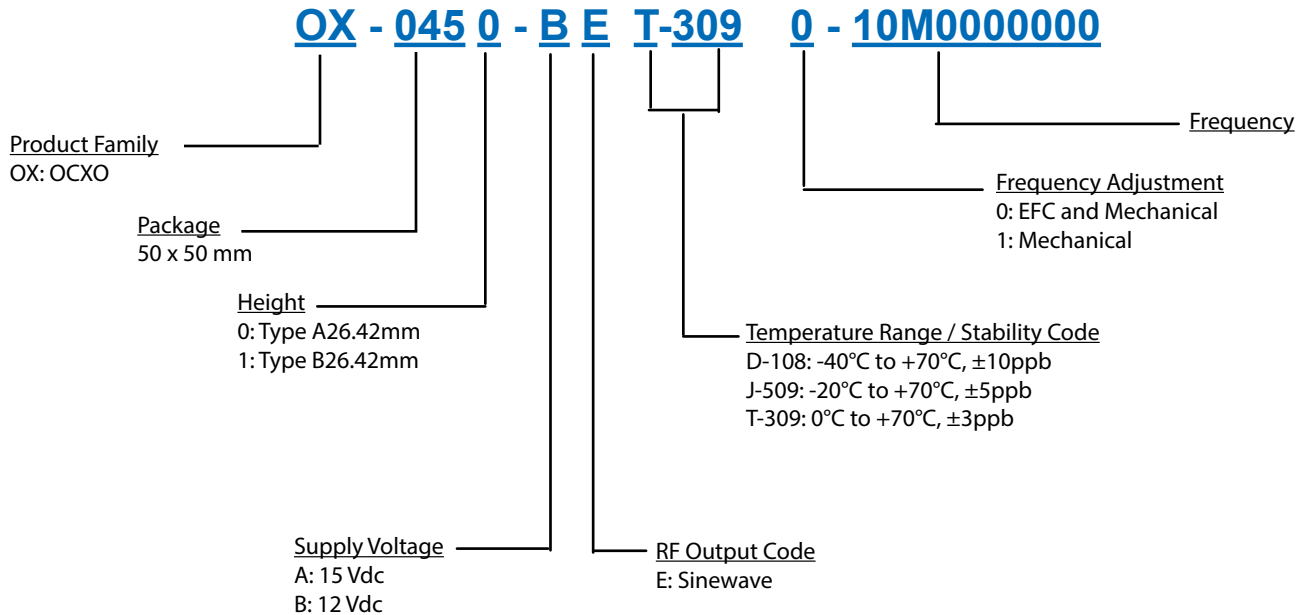
Dimensions in [mm] inches

Type B		
Code	Height "H"	Pin Length "L"
1	26.42	6.35



Pin Connections	
1	Electronic Frequency Control (EFC) or N/C
2	No Connect
3	RF Output
4	Ground (Case)
5	Supply Voltage Input (Vs)

Ordering Information



Notes:

1. Contact factory for improved stabilities or additional product options.
2. Unless other stated all values are valid after warm-up time and refer to typical conditions for supply voltage, frequency control voltage, load, temperature (25°C).
3. Subject to technical modification.

Contact Information

USA:

100 Watts Street
Mt Holly Springs, PA 17065
Tel: 1.717.486.3411
Fax: 1.717.486.5920

Europe:

Landstrasse
74924 Neckarbischofsheim
Germany
Tel: +49 (0) 7268.801.0
Fax: +49 (0) 7268.801.281



Information contained in this publication regarding device applications and the like is provided only for your convenience and may be superseded by updates. It is your responsibility to ensure that your application meets with your specifications. MICROCHIP MAKES NO REPRESENTATION OR WARRANTIES OF ANY KIND WHETHER EXPRESS OR IMPLIED, WRITTEN OR ORAL, STATUTORY OR OTHERWISE, RELATED TO THE INFORMATION INCLUDING, BUT NOT LIMITED TO ITS CONDITION, QUALITY, PERFORMANCE, MERCHANTABILITY OR FITNESS FOR PURPOSE. Microchip disclaims all liability arising from this information and its use. Use of Microchip devices in life support and/or safety applications is entirely at the buyer's risk, and the buyer agrees to defend, indemnify and hold harmless Microchip from any and all damages, claims, suits, or expenses resulting from such use. No licenses are conveyed, implicitly, or otherwise, under any Microchip intellectual property rights unless otherwise stated.

Trademarks

The Microchip and Vectron names and logos are registered trademarks of Microchip Technology Incorporated in the U.S.A. and other countries.