

**VI TELEFILTER****Filter Specification****TFS 70H21 1/5****Measurement condition**

Ambient temperature: 25 °C  
 Input power level: 10 dBm  
 Terminating impedances \*: for input: 53,5 Ω // -8,3 pF  
 for output: 53,5 Ω // -8,4 pF

**Remark:**

Reference level for the relative attenuation  $a_{rel}$  of the **TFS 70H21** is the minimum of the pass band attenuation  $a_{min}$ . The minimum of the pass band attenuation  $a_{min}$  is defined as the insertion loss  $a_e$ . The reference frequency  $f_c$  is the arithmetic mean value of the upper and lower frequencies at the 1 dB filter attenuation level relative to the insertion loss  $a_e$ . The temperature coefficient of frequency  $Tc_f$  is valid both for the reference frequency  $f_c$  and the frequency response of the filter at the operating temperature. The frequency shift of the filter at the operating temperature not included in the production tolerance scheme.

<b>D a t a</b>		<b>typ. value</b>	<b>tolerance/limit</b>
<b>Insertion loss</b> (Reference level)	$a_e$	17,5 dB	max. 20,0 dB
<b>Centre frequency</b>	$f_c$	70,0 MHz	70,0 ± 0,04 MHz
<b>1 dB bandwidth</b>	BW	0,17 MHz	min. 0,16 MHz
<b>40 dB bandwidth</b>	BW	0,93 MHz	max. 1,00 MHz
<b>Relative attenuation</b>	$a_{rel}$		
$f_c - 0,08 \text{ MHz} \dots\dots f_c + 0,08 \text{ MHz}$			max. 1 dB
$f_c \pm 0,50 \text{ MHz} \dots\dots f_c \pm 0,75 \text{ MHz}$		-	min. 40 dB
$f_c \pm 0,75 \text{ MHz} \dots\dots f_c \pm 10,00 \text{ MHz}$		70 dB	min. 50 dB
<b>Phase linearity in PB</b>		0,7 °	max. 3 °
<b>Group delay in PB</b>		3,0 μs	-
<b>Group delay variation in PB</b>		150 ns	max. 300 ns
<b>Temperature coefficient of frequency ( <math>Tc_f</math> )</b>		- 0.036 ppm/K <sup>2</sup>	
<b>Frequency deviation of <math>f_c</math> over temperature T:</b>		$\Delta f_c(\text{Hz}) = Tc_f(\text{ppm/K}^2) \times (T - T_A)^2 \times f_{CAT} (\text{MHz})$	
<b>Operating temperature</b>		- 20..... + 70 °C	
<b>Storage temperature range</b>		- 25..... + 85 °C	

\*) The terminating impedances depend on parasitics and q-values of matching elements and the board used, and are to be understood as reference values only. Should there be additional questions do not hesitate to ask for an application note or contact our design team.

**Generated:****Checked / approved:**

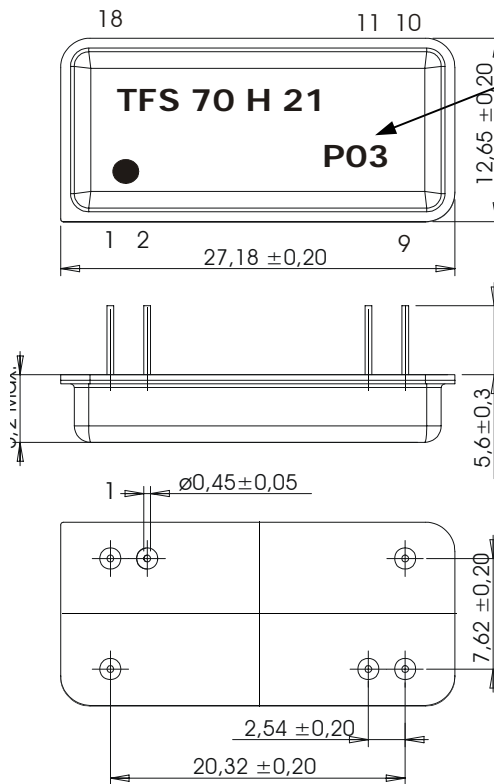
**VI TELEFILTER**  
 Potsdamer Straße 18  
 D 14 513 TELTOW / Germany  
 Tel: (+49) 3328 4784-0 / Fax: (+49) 3328 4784-30  
 E-Mail: [tft@telefilter.com](mailto:tft@telefilter.com)

**Vectron International, Inc.**  
 267 Lowell Road  
 Hudson, NH 03051 / USA  
 Tel: (603) 598-0070 Fax: (603) 598-0075  
 E-Mail: [vti@vtinh.com](mailto:vti@vtinh.com)

VI TELEFILTER reserves the right to make changes to the product(s) and/or information contained herein without notice. No liability is assumed as a result of their use or application. No rights under any patent accompany the sale of any such product(s) or information.

**Construction, pin configuration and 50 Ω - matching network**

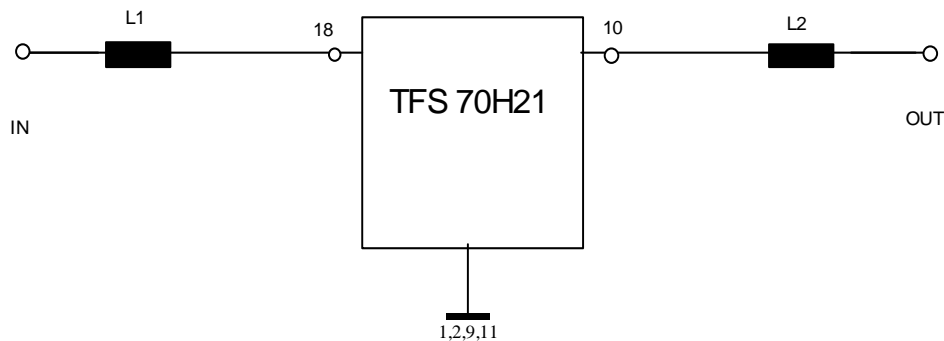
(All dimensions in inch)



Date code:      Year+week  
 M                2000  
 N                2001  
 P                2002  
 ....

**Pin Configuration**

Input: 18  
 Input Return: 1  
 Output: 10  
 Output Return: 9  
 Ground: 2,11

**50 Ohm test circuit**

**VI TELEFILTER**  
 Potsdamer Straße 18  
 D 14 513 TELTOW / Germany  
 Tel: (+49) 3328 4784-0 / Fax: (+49) 3328 4784-30  
 E-Mail: [tft@telefilter.com](mailto:tft@telefilter.com)

**Vectron International, Inc.**  
 267 Lowell Road  
 Hudson, NH 03051 / USA  
 Tel: (603) 598-0070 Fax: (603) 598-0075  
 E-Mail: [vti@vtinh.com](mailto:vti@vtinh.com)

VI TELEFILTER reserves the right to make changes to the product(s) and/or information contained herein without notice. No liability is assumed as a result of their use or application. No rights under any patent accompany the sale of any such product(s) or information.

---

**VI TELEFILTER**  
**Potsdamer Straße 18**  
**D 14 513 TELTOW / Germany**  
**Tel: (+49) 3328 4784-0 / Fax: (+49) 3328 4784-30**  
**E-Mail: [tft@telefilter.com](mailto:tft@telefilter.com)**

---

**Vectron International, Inc.**  
**267 Lowell Road**  
**Hudson, NH 03051 / USA**  
**Tel: (603) 598-0070 Fax: (603) 598-0075**  
**E-Mail: [vti@vtinh.com](mailto:vti@vtinh.com)**

VI TELEFILTER reserves the right to make changes to the product(s) and/or information contained herein without notice. No liability is assumed as a result of their use or application. No rights under any patent accompany the sale of any such product(s) or information.

**Stability characteristics**

After the following tests the filter shall meet the whole specification:

1. Shock: 500g, 18 ms, half sine wave, 3 shocks each plane;  
DIN IEC 68 T2 - 27
2. Vibration: 10 Hz to 500 Hz, 1,5 mm or 5g respectively, 1 octave per min, 10 cycles per plan, 3 plans;  
DIN IEC 68 T2 - 6
3. Change of temperature: -55 °C to 125°C / 30 min. each / 10 cycles  
DIN IEC 68 part 2 – 14 Test N
4. Resistance to solder heat (reflow): max. 2 times reflow process;  
for temperature conditions refer to the attached "Air reflow temperature conditions" on page 4;

**Air reflow temperature conditions**

1st and 2nd air reflow profile

<b>Name:</b>	pre-heating periods	main-heating periods	peak temperature
<b>Temperature:</b>	150 °C - 170 °C	over 200 °C	255 °C ± 5 °C
<b>Time:</b>	60 sec. - 90 sec.	20 sec. - 25 sec.	

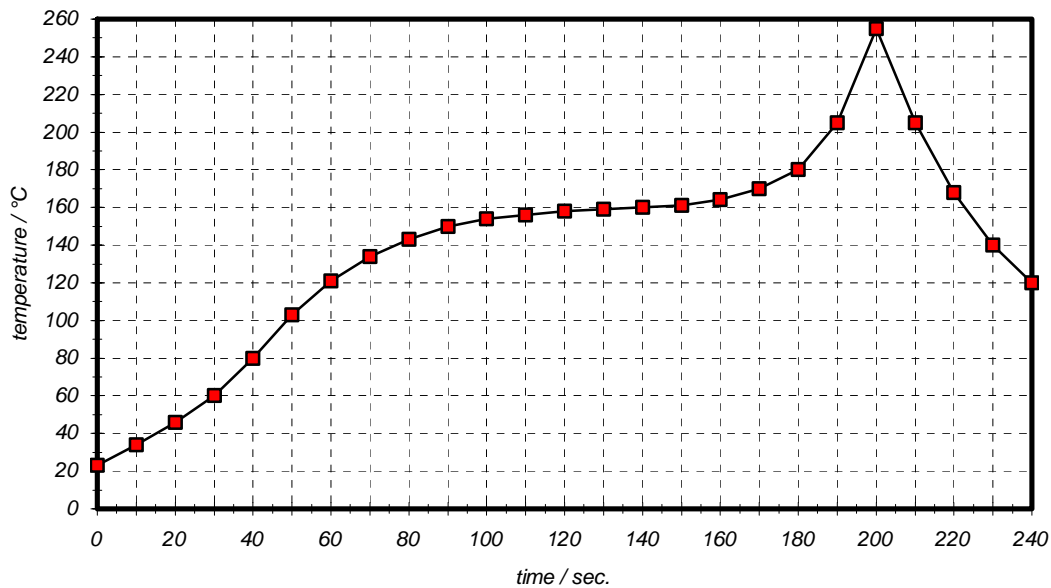
**Air reflow profile**

Table for temperature vs. time during the air reflow process

Tolerance of temperatures: ± 5 °C

time / sec.	temperature / °C	time / sec.	temperature / °C
0	23	140	160
10	34	150	161
20	46	160	164
30	60	170	170
40	80	180	180
50	103	190	205
60	121	195	230
70	134	200	255
80	143	205	230
90	150	210	205
100	154	215	180
110	156	220	165
120	158	230	140
130	159	240	120

**VI TELEFILTER****Filter Specification****TFS 70H21 6/5****History**

<b>version</b>	<b>reason of changes</b>	<b>name</b>	<b>date</b>
1.0	generate specification	Pfeiffer	15.08.2001
1.1	- new definition of insertion loss (minimum of the passband attenuation) - terminated impedances added - typical values added	Pfeiffer	21.08.2001
1.2	- pass band variation p-p deleted	Pfeiffer	14.09.2001
1.3	- package changed	Pfeiffer	27.11.2001

**VI TELEFILTER**  
**Potsdamer Straße 18**  
**D 14 513 TELTOW / Germany**  
**Tel: (+49) 3328 4784-0 / Fax: (+49) 3328 4784-30**  
**E-Mail: [tft@telefilter.com](mailto:tft@telefilter.com)**

**Vectron International, Inc.**  
**267 Lowell Road**  
**Hudson, NH 03051 / USA**  
**Tel: (603) 598-0070 Fax: (603) 598-0075**  
**E-Mail: [vti@vtinh.com](mailto:vti@vtinh.com)**

VI TELEFILTER reserves the right to make changes to the product(s) and/or information contained herein without notice. No liability is assumed as a result of their use or application. No rights under any patent accompany the sale of any such product(s) or information.