


Helping Customers Innovate, Improve & Grow



The Evaluation Board is designed to allow the user to test a variety of industry standard platform sizes and pinouts utilizing the same fixture. It will accept multiple sized packages: 9x7 mm (SMD), 9x14mm (SMD) 13x20 mm ( SMD & 4-pin DIP), 20x20 (THT), 22x25mm (SMD), 25x25 mm (SMD & THT) and 25x37 mm (THT Eurocase). The evaluation board also features a screw terminal block to provide an external voltage source for Vsupply and EFC as well as an SMA connection to access the RF signal (CMOS or Sinewave) of the DUT.

## Features

- Compact form factor
- Customer configurable
- Multi-platform capability
- SMA connector
- Integrated load circuit
- Screw terminal block for easy connection of external supply
- Fit for SMD & THT pad configuration

## Applications

- Engineering samples
- Bench testing

## Block Diagram

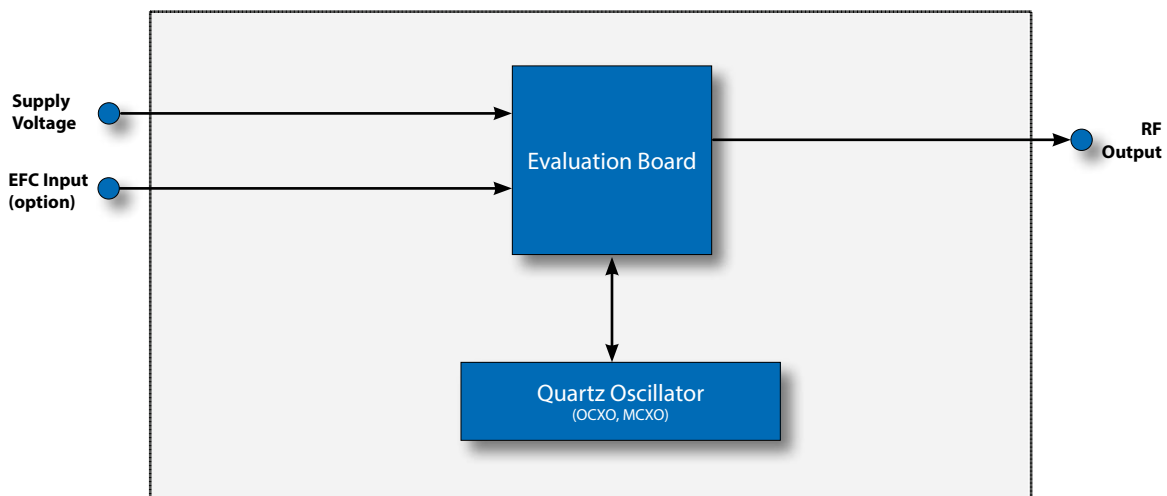
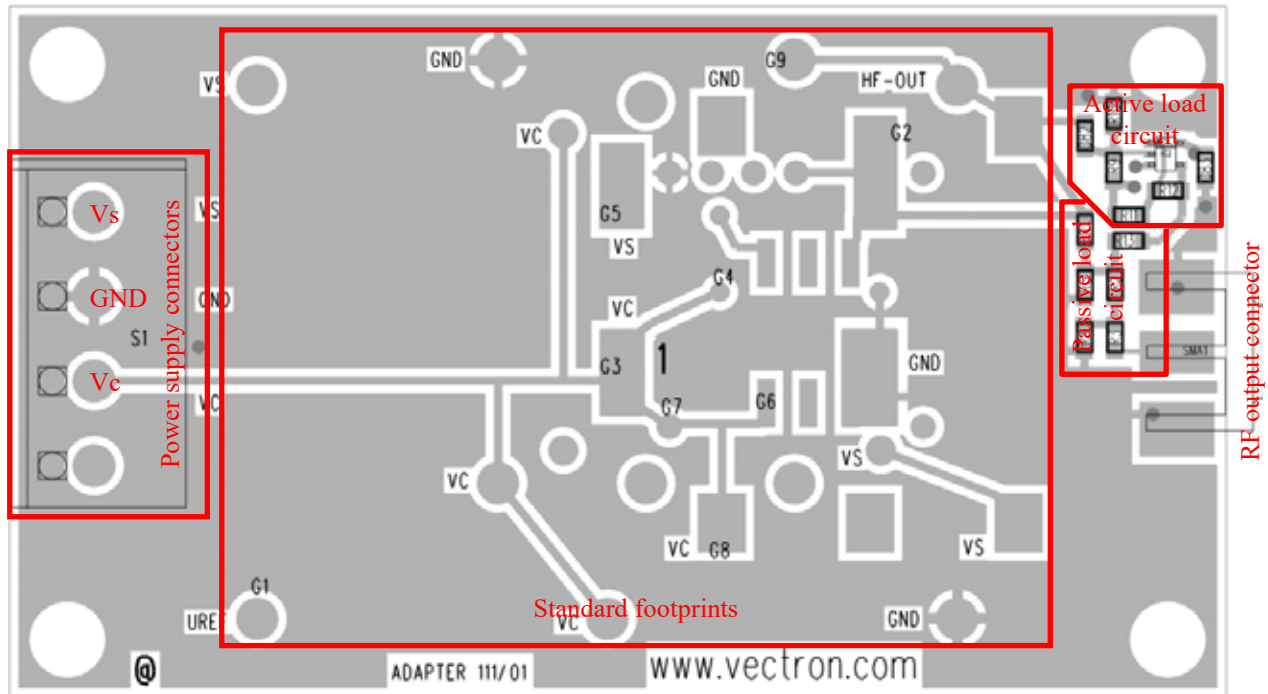


Figure 1. Functional Block Diagram

## Eval Board Adapter 111



## Ordering Information

- If sample of a known catalog or custom PN is desired along with eval board, please specify at time of order.
- Can be ordered 'as-is' with no platform specified for configuration by the customer.
- ordering code:
  - Sine Wave Version: 611201286
  - CMOS Version: 611200888
- the evaluation boards are compatible to following oscillator sizes

Plattfrom	Size	Mouting technology	Sinewave	CMOS version
OX-601 / MX-600	9x7	SMD		611200888
OX-501 / OX-502 / MX-503	9x14	SMD		611200888
OX-400 /	13x20	THT	611201286	611200888
OX-401	13x20	SMD	611201286	611200888
OX-300	20x20	THT	611201286	611200888
OX-220 / OX-221 / OX-222 / OX-228 / MD-223 / MD-228	22x25	SMD	611201286	611200888
OX-200	25x25	THT	611201286	611200888
OX-170	27x36	THT	611201286	611200888

## Contact Information

### **USA:**

100 Watts Street  
Mt Holly Springs, PA 17065  
Tel: 1.717.486.3411  
Fax: 1.717.486.5920

### **Europe:**

Landstrasse  
74924 Neckarbischofsheim  
Germany  
Tel: +49 (0) 7268.801.0  
Fax: +49 (0) 7268.801.281



Information contained in this publication regarding device applications and the like is provided only for your convenience and may be superseded by updates. It is your responsibility to ensure that your application meets with your specifications. MICROCHIP MAKES NO REPRESENTATION OR WARRANTIES OF ANY KIND WHETHER EXPRESS OR IMPLIED, WRITTEN OR ORAL, STATUTORY OR OTHERWISE, RELATED TO THE INFORMATION INCLUDING, BUT NOT LIMITED TO ITS CONDITION, QUALITY, PERFORMANCE, MERCHANTABILITY OR FITNESS FOR PURPOSE. Microchip disclaims all liability arising from this information and its use. Use of Microchip devices in life support and/or safety applications is entirely at the buyer's risk, and the buyer agrees to defend, indemnify and hold harmless Microchip from any and all damages, claims, suits, or expenses resulting from such use. No licenses are conveyed, implicitly, or otherwise, under any Microchip intellectual property rights unless otherwise stated.

### **Trademarks**

The Microchip and Vectron names and logos are registered trademarks of Microchip Technology Incorporated in the U.S.A. and other countries.